

Patches & Snatches

Newsletter of the Rio Grande Valley Quilt Guild

Volume XXXV:# 10

October 2017

President's Piece

For those of you who aren't back in the RGV yet, you missed a great "garage" sale. We had 40 tables full of sewing and craft items looking for new homes. Everyone seemed to have sold a lot of their things and lots of people were carrying their new treasures. We also had six people join the Guild and had lots of guests who came for the sale. It was a good time!

Next month is the election of new officers. We have a slate of candidates that should do a wonderful job. The nominees are: President – Kathy Latulle, Secretary – Joy Paugh, and Programs – Judy Brown. I would like to thank each of these ladies for graciously agreeing to run for these positions. If you have anyone else you would like to nominate, please let a Nominating Committee member, or a Board member know, so they can be included in next month's voting. If you won't be here by next month's Guild meeting and you want to cast your vote, please send a letter with your vote to our P.O. Box (the full mailing address is on our Web page) by the 1st of November.

Our winter programs also start next month. It's not too late to sign up for a class. While some classes are full, there are still openings in some classes by all our visiting instructors. This is one of the main perks for being a Guild member, so be sure you don't miss out.

Things are ramping up quickly. The weather is even supposed to be much cooler in the next few days. Lots of us are on our way to Houston in a couple of weeks. Maybe we'll see you there! Hurry back, we miss you.

Carla Mewhinney, President



Calendar

Board Meeting: For only this month, both the Quilt Show Board and the Guild Board meetings will be held Nov 8, 2017 at Pharr South, 1402 Cage Blvd, Card Room B, Pharr, TX 78577

Guild Meeting:
November 11, 2017, 9:00 am
Alamo Recreational Vehicle Park
(Alamo Rec-Veh, Main Hall
1320 W Frontage Road
Alamo TX 78516

November Program:
Machine Quilting for Today's
Quilts, Sue Nickels

December:
Quilts from the Sea and Beyond
Rob Appell

January: Quilt Show
Victoria Findley Wolfe
and Ricky Tims

February : Barn Trail Quilts
Suzi Parron

March: Top Secret Tips
Marci Baker



HELP WANTED

We need:

- ◆ Quilt Show Chairperson for 2019. This person does **not need to be full time in the Valley**. The Show Chairperson is responsible for coordinating the activities of the various committees that help put on the Guild's Quilt Show, deciding on a theme for the Show, and making executive decisions regarding the Show. This is actually one of the most fun jobs the Guild has and isn't really very time-consuming or hard. If you are interested and/or would like more information, please contact Carla Mewhinney.
- ◆ Committee chair and members to investigate potential changes to our Web pages. If you would like to participate, please contact Diana Wolf. There are two, but we need more.

RGVQG Membership

We will start accepting membership dues for 2018 at the October meeting. You may now pay for your membership online using a credit card or PayPal. Please go to rgvqg.com/membership.

Mary Britton and friend will be accepting 2018 membership dues at the October meeting, but please try to pay your dues online. Mary will have a limited number of forms available for new members or members needing changes to their directory info.

Bonnie M Hall (membership@rgvqg.com) or 740-398-1629 (call or text)

COMMUNITY SERVICE REPORT AUGUST 2017

TOTAL ITEMS.....130
TOTAL HOURS.....489
TOTAL VALUE.....\$3545.25

DONATED TO:

Renaissance Hospital New-Natal
Cancer Center
Valley Baptist Hospital
Medical Center
Military Service Project

DONATED BY:

Joan Taylor
Killer Bees
Guild Member





Bee News



Killer Bees, an open group - Meet every Thursday at 9AM at Sunshine Country Club, Retzlaff Hall. We do announcements, show and tell, and then fun part...off to lunch. We are presently making stuffed animals for kids that are having a tough time. Some members met and donated items for Rockport women residents in distress after the hurricane. We assembled sixty bags of items for distribution.

A Block Away is starting a **Modern Quilt Guild**. This is an open group. The meetings will be held at their store on the 3rd Saturday of the month.

RETREAT 2018



IMPORTANT INFO FOR ALL RETREATERS

Retreat will be here before we realize it. I just want to update all on what is happening with regards to retreat.

If you have signed up for retreat and for whatever reason you are now unable to attend, please let me know as soon as possible. I currently have over 20 quilters wanting to take your spot.

Friendship Star (March 12-16,2018) full refund period ends on February 21, 2018. Your retreat must be paid in full by the January, 2018 guild meeting. Alannah Langlois is not going to retreat this year. She helped with door prizes and discounts. If you are going to the Friendship Star Retreat, please consider helping.

Bluebonnet Friends (March 18-22, 2018) full refund period ends on February 28, 2018. Your retreat must be paid in full by the February, 2018 guild meeting.

Please plan ahead. I am not sure if I will be at the November, 2017 meeting and I am certain I will NOT be at the January, 2018. I strongly suggest that you pay at the December, 2017 meeting or mail your retreat fees to me. You can get with your roomies and send all in one envelope if you prefer. My address is in the guild directory. I will try to get a few to help me when I am not at the meetings.

If you have any questions or concerns, please email or call.

I am looking forward to another fulfilled time while at the Tennis Ranch.


Karyn Heaney

Killer Bees hosting Sue Nickels, but Opportunities for You

The Killer Bees will be hosting Sue Nickels while she is in town November 7 through November 11th. She is here for classes at the Schoolhouse and as the November Program speaker. There will be opportunities for some very small group or one-on-one time with her during that week. If you would like to spend some time, perhaps over dinner, please let Diana Wolf know. She has amazing tips, hints and information on other quilting related topics. We especially need some people for Thursday, November 9th, and Saturday November 11th afternoon and evening. Someone taking her class Thursday would be ideal for that day and evening, but anyone could participate. Looking forward to hearing from you!

For more information

For more information about the things mentioned in the newsletter that you may have a question about, look on our web page, rgvqg.com or rgvqg.com/alligator



Program News



Our November classes and program are just around the corner. As of this writing, there are still two openings for Wednesday, November 8 Applique class and two for Friday, November 10, Quilting class.

For Rob Appell in December, we still have openings on Thursday, December 7, Friday, December 8 and Saturday, December 9 (afternoon class). The Saturday class was added to build a fidget quilt and looks like a lot of fun. All class details are on the website.

In addition, there are still openings for both Ricky Tims and Victory Findlay Wolfe at the Quilt Show in January.

You may register for any class online at any time or in person at our next meeting. For those still out of town, please contact programs@rgvqg.com and, if you prefer, you can send a check.

Hospitality has been difficult for your Program Chair as I live in Brownsville and don't like to drive at night. Diana Wolf suggested that one of our Bees take responsibility for the hospitality of our guest speaker while they are here and the Killer Bees volunteered to host Sue Nickels in November. In December, the Winter Haven Border Quilters will be hosting Rob Appell. We are hoping that other Bees will step up to host other speakers. It really is a lot of fun and a great opportunity to get to know them and ask your own questions. The Guild will pay for the guest and your dinner as well. Please contact Judy Brown if your Bee is interested.

Judy Brown, Program Chair

Treasurer's Report:

Income and Expenditures RGVOG Checking Account	
SEPTEMBER 2017	
Balance Forward	\$ 687.70
INCOME	Income September 2017
Administration	
Community Service	
Fabric Drawing	74
Guests & Fines	
Library	
Membership	75
Military Service Quilts	
Newsletter (advertising)	50
Other Income - Checks not cashed (lost)	
Programs (fees)	232.13
Quilt Show	
Quilter's School House (fees)	10
Transfer from Savings	1000
Total Income	\$ 1,441.13
EXPENSES	
Administration, Gift Certificate	
Bank Service Charge - checks, fees	
Bee Keeper	
Biz Utilities - storage, building use, PO Box, Web	-7.75
Fat Quarter Raffle	
Friendship Day	361.69
Guests & Fines	
Library	147.87
Membership	
Military Service quilts	250
Newsletter	
Professional Fees - Legal, Accountant, Insurance	
Programs, (includes Bldg use rent)	
Quilter's School House (includes bldg use rent)	
Scholarships - Officers (6 officers & show chair)	
Scholarships - Quilt Show (3 members)	
Scholarships - (College)	
Sunshine & Shadows	
Total Expenses	\$ 751.81
Account Balance Forward	\$ 1,377.02

RGVQG General Meeting Minutes – October 14, 2017

The meeting was called to order by Carla Mewhinney, President, at 9:05 a.m. Carla welcomed all members and visitors to our October meeting. The Garage Sale will begin after the meeting is adjourned.

SECRETARY'S REPORT: The Secretary's minutes from the August meeting were corrected and filed. Reference to Lila Helm having information on forming a BEE was removed. The minutes were adopted.

TREASURER'S REPORT: The Treasurer's report is posted in the newsletter.

GENERAL MEETING LOCATION: The RGVQG will have a new meeting place for November 2017 through March 2018. Alamo Recreational Vehicle Park (Rec-Veh), 1320 W Frontage Rd, Alamo, TX will be our new meeting location. The rental fee of \$300.00 will go to the sewing group at Alamo Rec-Veh, for their charity sewing projects.

ELECTION OF OFFICERS: Renee Darkis, Judi Swanda, Pat Skye, and Jan Baethke were on the nominating committee. Kathe LeTulle agreed to run for President and Joy Paugh will run for Secretary. Judy Brown has agreed to remain for a second year as the 3rd Vice President/Programs. Elections will be held at the November 11, general meeting at Alamo Rec-Veh RV Park.

MEMBERSHIP: 5 new members were added to the guild at this meeting, October 14, 2017.

PROGRAMS: Judy Brown has a need for hostesses for our speakers/instructors. The basic responsibilities are to pick up the speaker/instructor at the airport, provide transportation, and see that their meals are covered. Judy is asking that a BEE accept the responsibility for a speaker. See Judy for more information. November the Killer Bees will host the speaker.

QUILT SHOW 2018: Victoria Finley will be one of the 2018 Quilt Show lecturer/instructors. Carla Mewhinney showed a sample of one of the classes Victoria will be presenting. The guild is in need of a 2019 Quilt Show Chairperson. Diane Tewell is the treasurer for the 2018 quilt show. Please see Diane to buy Opportunity Quilt Tickets. Each member is asked to purchase/sell 4 groups of tickets. \$20.00. This is the main source of income for the quilt show.

COMMUNITY SERVICE: This is the Community Service Report from Rick Redd for August and September. August 2017: 130 items, 489 hours, \$3,545.25 value. September 2017: 310 items, 378 hours, and \$2,740.50 value.

MILITARY SERVICE: Labels need to be attached to all completed military service quilts. Please see Renee Darkis or Carla Mewhinney to obtain a label. Wednesday, October 25, a military sew day will be held at Hidden Valley Ranch from 9am to 3pm. 7600 Long Drive, Mission, TX. Bring your own lunch or plan to go out to a restaurant for lunch.

SUNSHINE AND SHADOWS: Patti Dybdall's husband is in hospice. Karen Forbes had kidney surgery. Michaela Shyne-Kalsow's husband is in the Gonzales Veterans home and Michaela is staying at the Heritage Village across the street.

LIBRARY: Vicki Guerra is not in attendance today. Return of library books may be done in November.

NEWSLETTER: Diana Wolfe is the new newsletter editor. Diana has ideas she plans to incorporate in the newsletter and also the Webpage. Please connect with Diana if you have suggestions for either the newsletter or the webpage.

FACEBOOK PAGE: At the board meeting, a change was made to the rules about businesses advertising on the RGVQG Facebook Page. Businesses that advertise in our monthly newsletter are entitled to place one ad on the RGVQG Facebook page per month.

RETREAT: Karyn Heaney reports that both retreats are full and there are 30 on the waiting list. This year Alannah Langlois will not be attending the Friendship Star Retreat. The Friendship Star retreat is in need of a coordinator for the discounts and door prizes from businesses in the New Braunfels area. Ellen Kizzar and Paula McCutcheon are the coordinators for the Bluebonnet Retreat. Please call Karyn if you can help. Ellen and Paula will assist the new person. Dates for full refunds are February 21 for Friendship Star Retreat and February 28 for the Bluebonnet Retreat. Total registration fee is due by the January 2018 RGVQG Meeting.

BLOCK DRAW: Bonnie Cassidy provided the BLOCK OF THE MONTH for November. Carla encouraged attendees to go to the display of the block and make note of the pattern.

NEW BUSINESS:

YOUTH SEWING CLASS: Jan McCoy made an announcement on behalf of Joanne Uresti, of the Texas AgriLife Center. October 28, 2017 Joanne is seeking a volunteer to assist with the youth sewing classes on basic quilting skills. If you are interested in helping on the 28th, please call Joanne at 956-383-1026. Texas AgriLife Center is located in Edinburg, at 410 N. 13th Avenue. The classroom is on the back of the building.

HOUSTON QUILT SHOW: Pennie Morton lives at Bibleville off of Cesar Chavez Road in Alamo. Pennie would like GO WITH JO to use Bibleville as a pickup location for those going to the HOUSTON QUILT SHOW. There needs to be at least 8 people at a pick up location in order for GO WITH JO to stop. See Pennie Morton if you would like to park at Bibleville and be picked up there.

SEWING GARDEN is a new quilt store in Mission off of highway 495. If you plan to go to that store, it may be wise to call ahead to see if they are open. Maggie Putney.

OCTOBER GARAGE SALE -TODAY: Evelyn Fincher thanked everyone for their participation in registering for tables and everyone's patience during set up. Evelyn also expressed her appreciation for the Hynes Event center and the size of the room to have the sale. Evelyn pointed out 2 crazy quilt tops that were on a silent auction. Dale Shafer also had 2 antique crazy quilt tops for sale. Evelyn commented that she enjoys organizing the sale each year.

There being no further business, the meeting was adjourned at 9:35 am.

Respectfully submitted, Joy Paugh, Acting Secretary

start your next quilt block sketch here:

Irish Traveler Mystery Quilt

In each RGVQG Newsletter from now through February, there will be instructions to a Mystery Quilt. This is a mystery that will take you on a trip through the Irish countryside. The winding pattern is a great way to begin your travels into quilting, while still entertaining for more experienced quilters.

When the borders are added this quilt finishes out at 86" x 86" (and you can always add additional borders if you would like it larger). If you have any questions or need assistance on this journey, you can contact Laural Powell at gobquilts@gmail.com.

This is a special project Laural is providing to RGVQG Members, and meant for the personal use and enjoyment of RGVQG Members. Please do not redistribute.

For this first month, you will select your fabrics. (The fabric yardage listed is what is required for the quilt. It is always a good idea to purchase a little extra of each fabric, just in case something happens to a piece or two.) Then follow the cutting instructions for the Quilt Top (once the quilt top is put together we'll cut the borders). If you really can't wait to start sewing, the first steps are listed below the Yardage & Cutting Instructions.

To Help Guide You:

Feature Fabric – All of the fabrics in your quilt should work off this fabric. In this quilt, the feature fabric is used mainly in the outer border, working well for large to medium prints.

Coordinating Fabric – The tone of this fabric should be a companion to the feature fabric. In this quilt, the coordinating fabric will be used in 3" square, working well with medium to small prints.

Contrast Fabric – This fabric should bring out the best in the other fabrics. In this quilt, the contrast fabric should add a nice accent to the other fabrics. It will mainly be used as the inner border and thin strips, making all your hard work really pop!

Background Fabrics – It is best to choose subtle fabrics for backgrounds, such as tone-on-tone or marble prints. In this quilt, you will need a light and a dark background fabric.

Snapshots

Once you have selected your fabrics, it is often helpful to use a sheet of paper and attach a small piece of fabric marking each as Feature, Coordinating, Contrast, Light Background, or Dark Background. As you cut your fabrics, use a sticky pad to label the groups according to the fabric and piece size, as stated on the cutting instructions. This will make it easier to locate, identify pieces and stay on course in the months to come.

Yardage & Cutting Instructions

Quilt Top

Fabric	Yardage	1 st Cut	2 nd Cut
Coordinating	1/4 yd.	2 – 3 ½” strips	16 – 3 ½” x 3 ½” squares
Contrast fabric	1 1/4 yd.	14 – 2” strips 3 – 3 ½” strips 1 – 5” strip	16 – 2” x 5” strips
Light Background	2 1/4 yd.	31 – 2” strips 3 – 5” strips	48 – 2”x 5” strips
Dark Background	3/4 yd.	5 – 5” strips	96 – 2” x 5” strips
Sashing (suggest Dk Background)	1 1/3 yd	3 – 15 ½” strips	40 – 2 ½” x 15 ½” strips
Cornerstones (suggest Contrast fabric)	1/4 yd.	2 – 2 ½” strips	25 – 2 ½” x 2 ½” squares

Finishing Requirements

Fabric	Yardage	1 st Cut	2 nd Cut
Inner Border – Contrast	2/3 yd.	7 – 2 ½” strips	4 – 2 ½” x 42 ½” strips 2 – 2 ½” x 28 ½” strips 4 – 2 ½” x 14 ½” strips
Outer Border – Feature – Contrast	1 1/2 yd. (left over)	7 – 6 ½” strips 1 – 4 ½” strip 1 – 6 ½” strip	4 – 6 ½” x 42 ½” strips 2 – 6 ½” x 28 ½” strips 4 – 6 ½” x 14 ½” strips 4 – 4 ½” x 4 ½” squares 16 – 2 ½” x 6 ½” strips
Binding (suggest Dk Background)	5/8 yd.	9 -2 ½” strips	
Backing	42” – 8 1/4 yd or 108” – 2 5/8 yd		
Batting	2 5/8 yd. or Full Size Package		

Get a Jump Start

- 1) Gather 11 Contrasting 2” strips and 22 Lt. Background 2” strips.
- 2) Sew a Lt. Background strip the length of a Contrast strip, make 11 of these, the press toward the Contrast.
- 3) Sew a Lt. Background strip to the other side of the Contrast strip creating a 3 strip Strata, press all toward the Contrast strip. Make 11 of these. (Pictures of each step will be included in next month’s Newsletter)

Big Box Stores VS Local Distributors

Sewing Machines and Supplies

I wanted to take the time to explain to many of you the difference in what you get when you make a decision to purchase a sewing machine and supplies from the Big Box Store VS your Local Distributor.

Let's start with Warranty

Big Box Store (Amazon, Walmart, Sam's etc.) – You get a manufacturer's warranty only. This means if you have an issue or problem with your machine during the warranty period, you will box it up and send it back to a repair center somewhere. Not locally to a distributor. You will pay the freight to the repair center. They will pay the freight back to you in most cases (unless they find it was not a warranted failure). It may be gone a week, it may be gone a month. It will be on their time frame.

Your local distributor for the brand you purchased is not responsible for the warranty repair if you did not purchase it from them. Why, because manufacturers do not reimburse local distributors for labor or parts. The manufacturer might send the local distributor the parts under warranty, but in most cases NO! Why you ask. Even though the sewing machine purchased at a big box store may look like the same on the dealer's show room they are NOT. The model number is almost always different and the internal parts (many of them) are plastic. That is how the price gets reduced down and failures rise.

Distributor – You get full warranty and service, both manufacturer and distributor warranty. The dealer may even offer an extended warranty you can purchase. There is no additional cost for shipping to you and turn-around time is much faster and the results are better. You get training if needed. You get upgrade options from the distributor if you purchased from them. You get to participate in their rewards program at no extra cost to you. Repairs are made with the specified correct parts for your machine, not the plastic parts like in the big box ones. Most important you are investing money back into the community you live in and not supporting a board of directors somewhere. Almost all sewing machine distributors are independent. They purchase directly from their suppliers and have a hefty down stroke to get those distributorships. They cannot buy hundreds of machines at a time, but honor the manufacturer's suggested pricing by the contract they signed.

Fly By Night Internet Distributors – You are back to manufacturer's warranty only again. Local distributors have no obligation to honor the warranty or training. We will, but we may charge for it. These distributors sell machines and combination packages at reduced prices and throw in needles, rulers etc. as they have gotten them in over stock and do a mix and match. Many of these machines are repacks, (meaning something was wrong with them and they were returned and reboxed, used and sold for new). They can sell cheaper because they will never see or take any responsibility for your machine once they have been paid and shipped to you. They will perform No warranty, no parts, and no service. They give the industry a bad name when you have a problem. They do not abide by the manufacturer's pricing. This also applies to other dealers as well.

Fly By Night Internet Distributors – You are back to manufacturer's warranty only again. Local distributors have no obligation to honor the warranty or training. We will, but we may charge for it. These distributors sell machines and combination packages at reduced prices and throw in needles, rulers etc. as they have gotten them in over stock and do a mix and match. Many of


these machines are repacks, (meaning something was wrong with them and they were returned and reboxed, used and sold for new). They can sell cheaper because they will never see or take any responsibility for your machine once they have been paid and shipped to you. They will perform No warranty, no parts, and no service. They give the industry a bad name when you have a problem. They do not abide by the manufacturers pricing. This also applies to other dealers as well.

Let's Move to Service – As a distributor we are required to take training courses and stay up with the current models. This is not free to the distributor. Big Box Stores, NO training and required to do nothing. When is the last time a Walmart or Amazon employee helped you setup your machine or answered your question on the operation and capabilities of it? Your local distributor is just like you, they live, work and socialize in the same community you live in. We try to provide quick turnaround on service. We try to live with four days. Most time it is quicker, unless it requires a part that is non-stocking. We are face to face with you and must live up to our reputation and promise. We have a commitment to you and as ourselves.

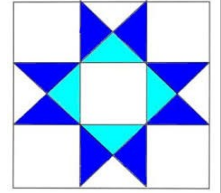
Here is a perfect example of what we are saying and local distributors face daily. I had a very nice lady come in the other day. She asked me all about one of our products and asked me to demo it for her and give her a little education. I was happy to do that as it is what we are here for. When we finished she told me she knew all about this product and wanted to see it in action, then proceeded to tell me that she just bought one from out of state (internet sales) and was having it shipped here. She said she would be calling me to set it up for her as the seller told her we were the dealer here and we had to do that. So, I asked why she didn't come to us, it was exactly the same setup and price. I asked her what she paid for it. She told me the same price as ours but the shipping was a little more. She said a friend of hers had exactly the same setup in another state and she called them to purchase it. I told her I would be glad to set it up for her and give her the training needed, but there will be a charge. I advised her that the price she paid that other distributor included the setup and training. They got a lot of money for nothing. She was not a very happy person. We will help her the best we can, but you have to think about what you are doing and know what is right and fair. Sometimes the best deals are really not the most cost effective. Just like Amazon prime Free Freight. It is not free you paid \$100.00 for the prime portion. Nothing is ever free.

Hoping this makes sense to all and helps in your future decisions when purchasing any products. Sewing machine distributors are not like Ford, GM etc. where you purchase a car and can take it to any dealer anywhere for warranty work. Warranty is handled by the dealer you purchased it from. So when you ask yourself or friends – Why is it that quilt shops and sewing centers just don't seem to make it here? You just read the answer. It is possible you may pay a little more, but you will get that back 10 fold with service, training, help, turnaround and knowledge from your local distributor.

Written by: Ron Bergquist, A Block Away Quilt Shop,
Certified Technician/Owner – Janome, Handi-Quilter, Ever Sewn.



Sewing with the Stars



is progressing behind the scenes as you all go about preparing your quilts for the various categories in the show. Has anyone registered their quilt for the show yet?

We are trying to have a show that will keep your interest for the full time of the show as well as Ricky Tim's Luminarium that will follow our show directly. I hope everyone is signing up for all the classes. There will also be lectures, presentations and entertainment for your participation.

I am happy to inform you the caterer has been enlisted to feed you when the need arises during the show. The Convention Centre has been cooperative in all our requests and will make the show a pleasure again this year.

The most exciting news to the Members is that last week Mark, the Janome/ Elna representative from San Antonio, has made available an Elna Star. He has included the extension table as well as the quilting foot package. There will be a drawing for the machine during the January Guild meeting. Each book of Opportunity Quilt tickets will receive a ticket for the drawing. If you sell five books, you will receive five tickets for the drawing. You do not need to be present during the drawing to win the sewing machine. It certainly will be worth your while to get as many entries as possible by selling more books of tickets. The committee has tickets available for you to sell. This applies to those away from the Valley for the summer as well. Contact Jan Baethke to book the quilt at your park, community events or at Fiestas to spark sales.

Keep up the good work on the military service quilts. I understand we will have a good display again this year.
Alice Gibson

Authorized dealer for Janome, Handi Quilter, Elna and Ever-Sewn Dealers

See our class schedule and Sign Up online.

Repair and Parts Services for All Makes and Models
Scissor Sharpening

Barb and Ron Bergquist — Owners

Hours Monday—Saturday 9 am to 9 pm,

Sunday 10 am to 6 pm

Our online store has fabric, classes, info,
batting, fusibles and more !

Helping You Quilt Love from Fabric


Open in McAllen, T (in same complex as Harbor Freight)

2706 N. 10th Street, McAllen, TX 78501

956 638 1961

email: info@ablockaway.com

Web: www.ablockaway.com



GOB Quilts



**Where you can gather with
friends, learn new skills
and find great fabrics!**

**102 S. 3rd St.
Harlingen, TX 78550
(956) 648-9709**

Policy for article submission.

MS Word or other document format is vastly preferred over pdf. **Please** Include a "headline" or Header for your article. I will not spell check or grammar check your articles. Pictures, graphics including clip art should be in .jpeg, .jpg, pub, .gif. png or .bmp. If you have questions, please contact me. Diana Wolf, Editor

RGVQG Newsletter Advertising Policy

RGVQG Advertising Policy Fee:

Business Card \$10.00

1/4 page: \$25.00

1/2 page: \$50.00

Classified Ad: \$5.00 or 3-4 lines

Deadline: Ads must reach the editor by the 15th of the month to be included in our next monthly publication.

For more details contact:

Diana Wolf, Editor cell: 913-449-1668

e-mail: newsletter@rgvqg.com

RGVQG Disclaimer

Rio Grande Valley Quilt Guild Newsletter Disclaimer

RGVQG does not discriminate nor endorse any advertisement placed in Patches & Snatches.

RGVQG is not responsible for, nor takes responsibility for defective merchandise or false advertisements.

Diana Wolf, Editor